



Arrangement	<i>The composition of visual elements</i>
Digital	<i>Art made using electronic devices and computers</i>
Layout	<i>The arrangement of different elements within a given space</i>
Macro	<i>Very close-up photography, usually of very small subjects that are hard to see without using a magnifying tool</i>
Monochrome	<i>The use of one colour</i>
Photography	<i>The process of producing an image using a device that captures light</i>
Photomontage	<i>A collage of photographs that are arranged or modified</i>
Photorealism	<i>A drawing or painting so detailed it looks like a photo</i>
Prop	<i>Objects that are in photographs to enhance a scene</i>
Saturation	<i>The intensity or strength of a colour</i>

Artists

Hannah Hoch

Edward Weston

Derrick O Boateng

Chuck Close

Features of a camera

Shutter button


Flash

Mode switch


Main control dial


Lens

The difference between using a normal lens and a macro lens setting.



Normal lens



Macro lens 

Editing



Colour saturation



Colour replacement



Special effects

Tips to take a great photo!

Hold the camera or device steady

Check your subject is in focus

Try moving closer or further away from your subject rather than zooming in

Try taking your picture from a different angle

Check your background!

Don't always have your subject directly in the middle play with composition

Make sure your subject is in frame

